

Cluster Box Units & Outdoor Parcel Lockers

Cluster Box Unit
CBU - vital™

Cluster Box Accessories
CBU - vogue™

Outdoor Parcel Locker
OPL - valiant™



CBU - vital™
1570-16 DB



CBU - vogue™
1570-8T6 V2 DB



OPL - valiant™
1590-T1 DB



Florence "F" Series CBU is Officially Licensed by the US Postal Service



The Florence vital™ 1570 series CBU line is an Officially Licensed CBU product of the US Postal Service for centralized mail delivery.

License #1CDSEQ-08-B-0012

Thoughtful planning ensures CBUs blend nicely into your community, creating a common gathering space for you and your neighbors

Conveniently located in a centralized area of your single or multifamily community

Furnishing residents with secure, cost effective solutions for mail and package delivery

Providing most efficient method of mail and package delivery to your community

Decorative accessories dress up standard units to complement your community's architectural style

Florence Dealers provide turnkey solutions, integrating USPS Approved Cluster Box Units & Outdoor Parcel Lockers into your community





See how proper planning mixed with good design results in beautiful communities.

Visit www.florencemailboxes.com/case-studies

Cluster Box Units

FEATURES & OPTIONS

CBU STANDARD COMPARTMENT SIZES


All CBU models are USPS Approved and pre-configured with standard tenant and parcel locker compartment heights which meet specific USPS regulations.

Note: All OPL parcel locker compartments are 19-5/8" H x 12" W

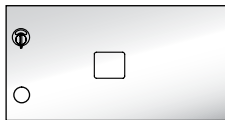
Tenant Compartment
3" H x 12" W



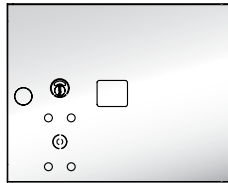
Tenant Compartment
4-3/4" H x 12" W



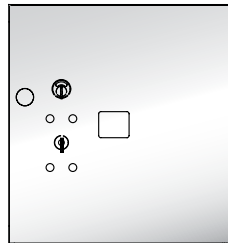
Double High Tenant Compartment
6-1/2" H x 12" W



Parcel Locker Compartment
9-7/8" H x 12" W



Parcel Locker Compartment
13-3/8" H x 12" W



DOOR ID OPTIONS

Decals: All CBUs come standard with silver adhesive decals which are 1-1/2"H x 1-3/4"W. Black lettering can contain up to five characters (alpha and numeric) per decal.

Engraving: Custom engraving utilizes the USPS Standard US Block font and is 3/4" tall. All engraving can include up to 12 characters on one or two lines.



COLOR OPTIONS

All cluster box unit types are available in six different architectural color options; all in a durable, powder coat finish.



Black (BK)



Dark Bronze (DB)



Forest Green (FG)



Sandstone (SD)



White (WH)



Postal Grey* (PG)

*Note: Postal Grey is USPS Approved for replacement only and is not intended for new installations.

Cluster Box Units

PRODUCT DESIGN & SECURITY FEATURES



Sloped top for moisture runoff



Standard silver adhesive identification decals contain up to five characters (*engraving optional*)



Fully integrated parcel locker(s) with key trapping lock




Easy release handle to open master gate



Heavy-duty tenant cam lock with three keys



Rugged, weather-resistant powder coat finish in six architectural colors




Interlocking, overlapping seams and tight clearances to prevent prying



Integrated Outgoing Mail Slot with weather protection hood



Convenient solid aluminum integrated outgoing mail collection compartment prepped for USPS Arrow Lock



Stainless steel hold open door catch on each side of master gate



Aluminum comb prevents mail fishing in outgoing mail collection compartment




Heavy duty cam latches through frame for added security

Matching Aluminum Pedestal (included)

vital™ Cluster Box Units

Pre-configured units include parcel lockers and outgoing mail collection to be used alone or in large groupings. Pedestal included ensures mailboxes and parcel lockers comply with USPS installation regulations. Available in six architectural colors (see page 7).




| MODEL # | CBU TYPE | INSTALLED HEIGHT | INSTALLED WIDTH | INSTALLED DEPTH | PEDESTAL HEIGHT | WEIGHT (LBS) | STANDARD TENANT COMPARTMENT DIMENSIONS | MAILBOX COMPARTMENTS | PARCEL LOCKERS |
|------------|---------------------|------------------|-----------------|-----------------|-----------------|--------------|--|----------------------|----------------|
| 1570-8XX | vital™ Type I CBU | 62" | 30-1/2" | 18" | 28-1/2" | 144 | 3"H x 12"W x 15"D | 8 | 2 |
| 1570-12XX | vital™ Type II CBU | 62" | 30-1/2" | 18" | 28-1/2" | 144 | 3"H x 12"W x 15"D | 12 | 1 |
| 1570-16XX | vital™ Type III CBU | 62" | 30-1/2" | 18" | 14-1/2" | 175 | 3"H x 12"W x 15"D | 16 | 2 |
| 1570-13XX | vital™ Type IV CBU | 62" | 30-1/2" | 18" | 14-1/2" | 167 | 4-3/4"H x 12"W x 15"D | 13 | 1 |
| 1570-4T5XX | vital™ Type V CBU | 62" | 30-1/2" | 18" | 28-1/2" | 145 | 6-1/2"H x 12"W x 15"D | 4 | 2 |
| 1570-8T6XX | vital™ Type VI CBU | 62" | 30-1/2" | 18" | 14-1/2" | 176 | 3"H x 12"W x 15"D | 8 | 4 |

Note: Exchange "XX" in Model # above for two-digit color reference: Black=BK Dark Bronze=DB Sandstone=SD Postal Grey=PG White = WH Forest Green = FG

valiant™ Outdoor Parcel Lockers

Industry unique package delivery system with key trapping locks can be used alone or with CBU installation to accommodate USPS-delivered packages in a secure locker.



Florence "F" Series CBU is Officially Licensed by the US Postal Service

The Florence vital™ 1570 series CBU line is an Officially Licensed CBU product of the US Postal Service for centralized mail delivery.

License #1CDSEQ-08-B-0012

| MODEL # | OPL TYPE | INSTALLED HEIGHT | INSTALLED WIDTH | INSTALLED DEPTH | PEDESTAL HEIGHT | WEIGHT (LBS) | STANDARD TENANT COMPARTMENT DIMENSIONS | MAILBOX COMPARTMENTS | PARCEL LOCKERS |
|-----------|----------------------|------------------|-----------------|-----------------|-----------------|--------------|--|----------------------|----------------|
| 1590-T1XX | valiant™ Type I OPL | 62" | 16" | 18" | 14-1/2" | 100 | 19-5/8"H x 12"W x 15"D | 0 | 2 |
| 1590-T2XX | valiant™ Type II OPL | 62" | 30-1/2" | 18" | 14-1/2" | 139 | 19-5/8"H x 12"W x 15"D | 0 | 4 |

Note: Exchange "XX" in Model # above for two-digit color reference: Black=BK Dark Bronze=DB Sandstone=SD Postal Grey=PG White = WH Forest Green = FG

vogue™ Cluster Box Accessories

Dress up the basic CBU and OPL with decorative accessories to complement your neighborhood. Color coordinating caps and pedestal covers are offered in two styles.



CLASSIC



TRADITIONAL



| MODEL # | CBU/VOGUE COMBO TYPE | INSTALLED HEIGHT | INSTALLED WIDTH | INSTALLED DEPTH | WEIGHT (LBS) | STANDARD TENANT COMPARTMENT DIMENSIONS | MAILBOX COMPARTMENTS | PARCEL LOCKERS |
|--------------|--------------------------------|------------------|-----------------|-----------------|--------------|--|----------------------|----------------|
| 1570-8VXX | Classic Type I CBU Combo | 65-1/8" | 33-7/8" | 21-3/8" | 182 | 3"H x 12"W x 15"D | 8 | 2 |
| 1570-12VXX | Classic Type II CBU Combo | 65-1/8" | 33-7/8" | 21-3/8" | 182 | 3"H x 12"W x 15"D | 12 | 1 |
| 1570-16VXX | Classic Type III CBU Combo | 65-1/8" | 33-7/8" | 21-3/8" | 206 | 3"H x 12"W x 15"D | 16 | 2 |
| 1570-13VXX | Classic Type IV CBU Combo | 65-1/8" | 33-7/8" | 21-3/8" | 198 | 4-3/4"H x 12"W x 15"D | 13 | 1 |
| 1570-4T5VXX | Classic Type V CBU Combo | 65-1/8" | 33-7/8" | 21-3/8" | 183 | 6-1/2"H x 12"W x 15"D | 4 | 2 |
| 1570-8T6VXX | Classic Type VI CBU Combo | 65-1/8" | 33-7/8" | 21-3/8" | 207 | 3"H x 12"W x 15"D | 8 | 4 |
| 1590-T1VXX | Classic Type I OPL Combo | 65-1/8" | 19-5/8" | 21-3/8" | 124 | N/A | 0 | 2 |
| 1590-T2VXX | Classic Type II OPL Combo | 65-1/8" | 33-7/8" | 21-3/8" | 182 | N/A | 0 | 4 |
| 1570-8V2XX | Traditional Type I CBU Combo | 71-3/8" | 31-5/8" | 18-1/2" | 177 | 3"H x 12"W x 15"D | 8 | 2 |
| 1570-12V2XX | Traditional Type II CBU Combo | 71-3/8" | 31-5/8" | 18-1/2" | 177 | 3"H x 12"W x 15"D | 12 | 1 |
| 1570-16V2XX | Traditional Type III CBU Combo | 71-3/8" | 31-5/8" | 18-1/2" | 203 | 3"H x 12"W x 15"D | 16 | 2 |
| 1570-13V2XX | Traditional Type IV CBU Combo | 71-3/8" | 31-5/8" | 18-1/2" | 195 | 4-3/4"H x 12"W x 15"D | 13 | 1 |
| 1570-4T5V2XX | Traditional Type V CBU Combo | 71-3/8" | 31-5/8" | 18-1/2" | 178 | 6-1/2"H x 12"W x 15"D | 4 | 2 |
| 1570-8T6V2XX | Traditional Type VI CBU Combo | 71-3/8" | 31-5/8" | 18-1/2" | 204 | 3"H x 12"W x 15"D | 8 | 4 |
| 1590-T1V2XX | Traditional Type I OPL Combo | 71-3/8" | 17-3/8" | 18-1/2" | 119 | N/A | 0 | 2 |
| 1590-T2V2XX | Traditional Type II OPL Combo | 71-3/8" | 31-5/8" | 18-1/2" | 178 | N/A | 0 | 4 |

Note: Exchange "XX" in Model # above for two-digit color reference: Black=BK Dark Bronze=DB Sandstone=SD Postal Grey=PG White = WH Forest Green = FG

Your Trusted Partner in Commercial and Residential Centralized Mailbox Designs for Over 85 Years!

Like all great stories, ours started in a garage. Elbow grease, a sweaty brow. It's that kind of story. More than 85 years later, we're still hard at it; continually perfecting our craft, allowing you to perfect yours. You may take our products for granted. We take that as a compliment. Our products don't require attention or fuss. They're built smart, designed to work, and engineered to last.

We empower our customers with the products, the support, and the tools to design faster. Build smarter. Manage better. We understand that in a world of global commerce, demands of efficiency and last minute deadlines, you need a partner that can keep pace. You've met your match with Florence. Established. Dependable. Strong. It's not just what we make...it's what makes us.

FLORENCE
 **CORPORATION**
Established. Dependable. Strong.

800.275.1747

FlorenceMailboxes.com

