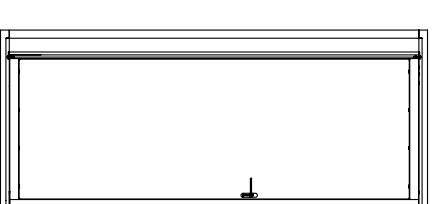
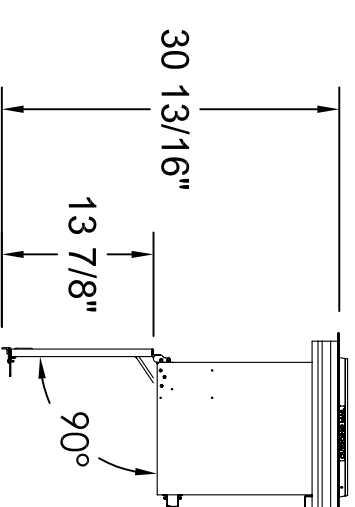
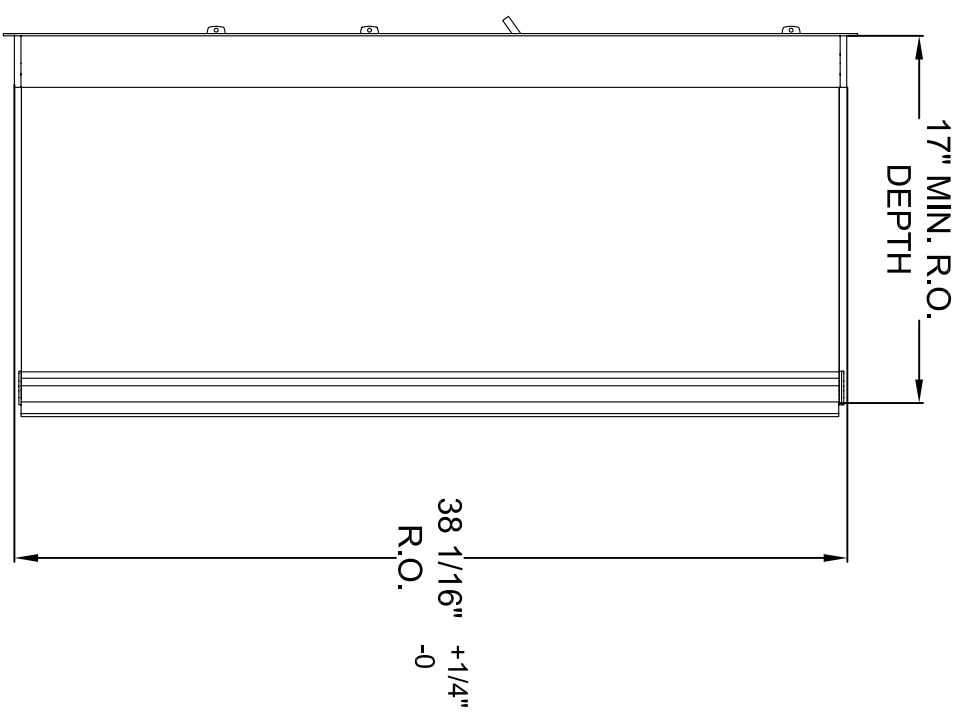
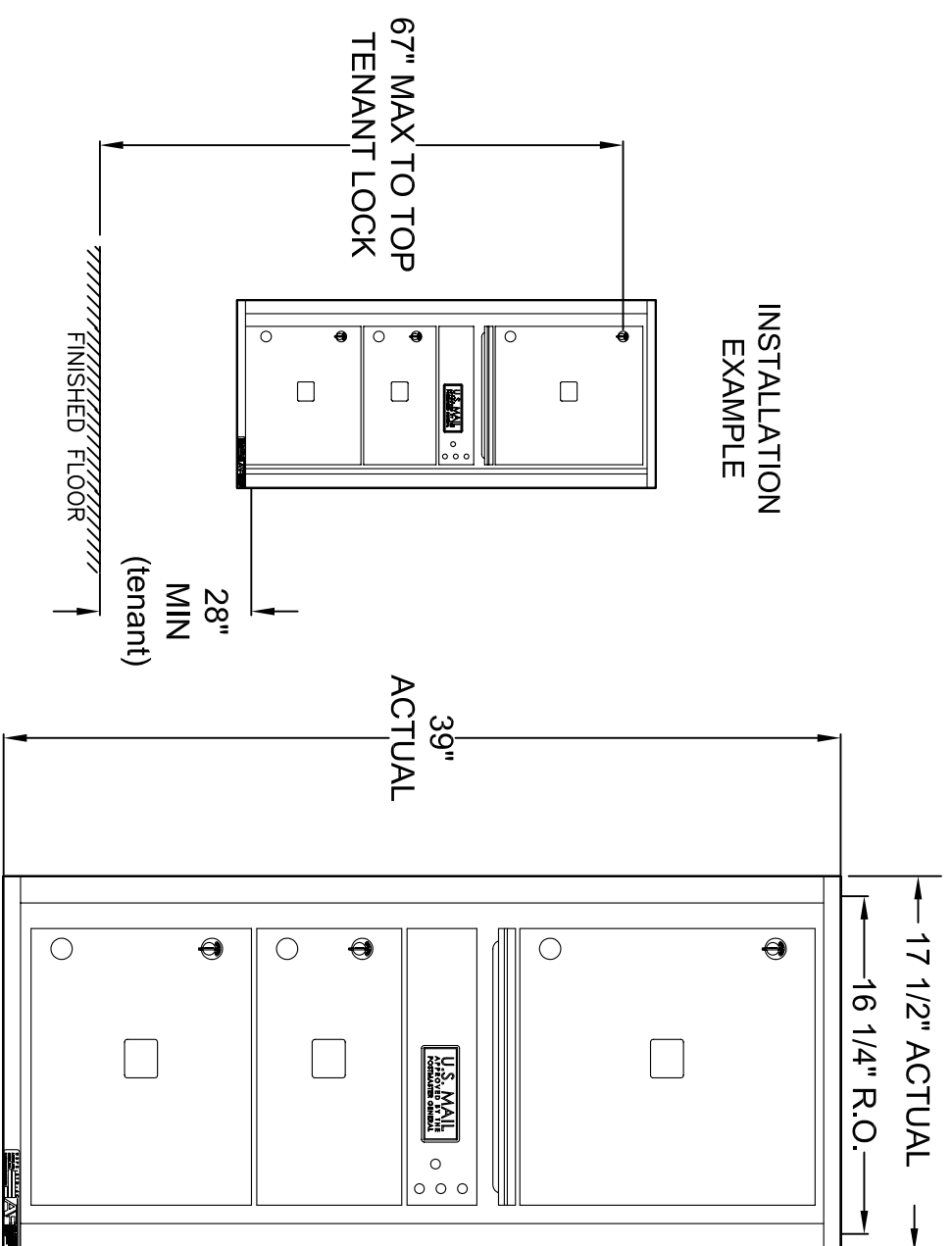


INSTALLATION  
EXAMPLE



Rear load door detail:

1. Hinge rear door panels constructed of heavy-gauge steel power coated postal grey.
2. Latch mechanism secures rear doors - this is the USPS approved standard design.
3. No USPS arrow lock required for rear doors.

Installation requirements specified in USPS STD-4C include:

1. At least one customer compartment shall be positioned less than 48" from the finished floor.
2. No parcel locker (interior bottom shelf) shall be positioned less than 15" from finished floor.
3. No patron (tenant) lock shall be positioned more than 67" above finished floor.
4. No customer compartment (interior bottom shelf) shall be positioned less than 28" from finished floor.

PRODUCT SERIES: VERSATILE™ 4C SUITE A

REAR LOAD

**AF FLORENCE**  
manufacturing company

5935 Corporate Drive • Manhattan, KS 66503  
www.aufh-florence.com • (800) 275-1747

A GIBRALTAR INDUSTRIES COMPANY

MODEL: 4CAT6-XLR

REV: A

SCALE: NONE

DATE: 11/30/2007

DRAWING NUMBER: 4CAT6XLRCS

DRAWN BY: AFD

SHEET: 1 OF 1