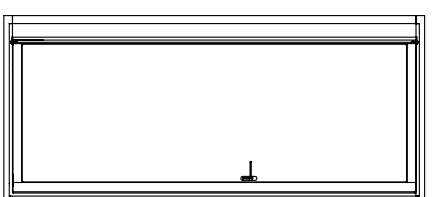
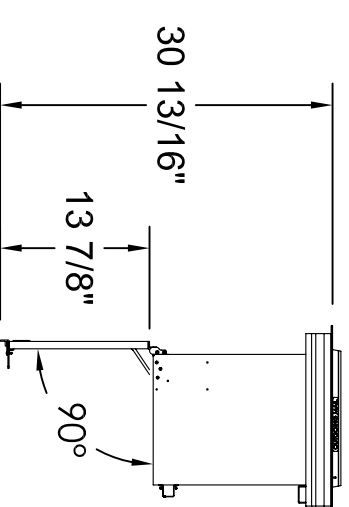
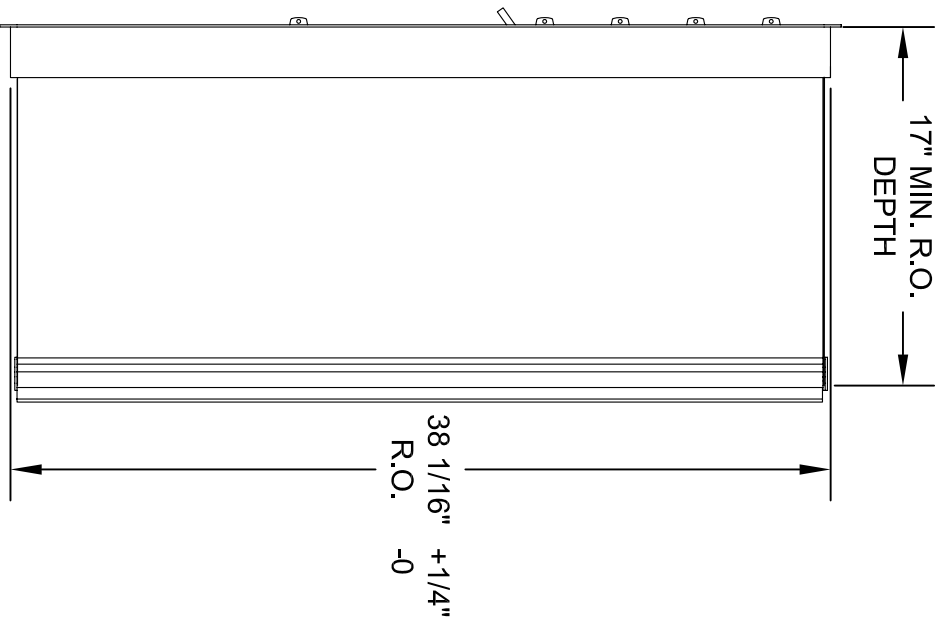
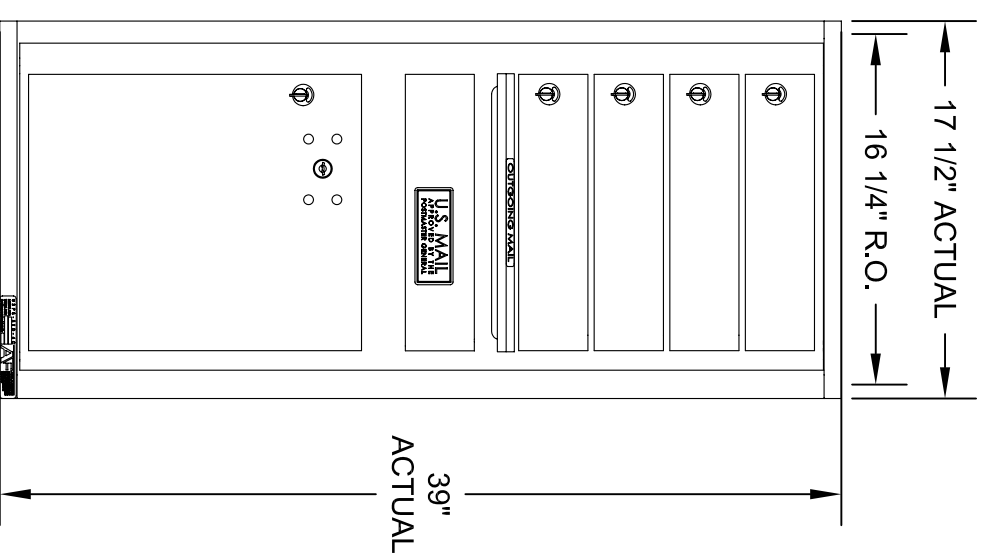
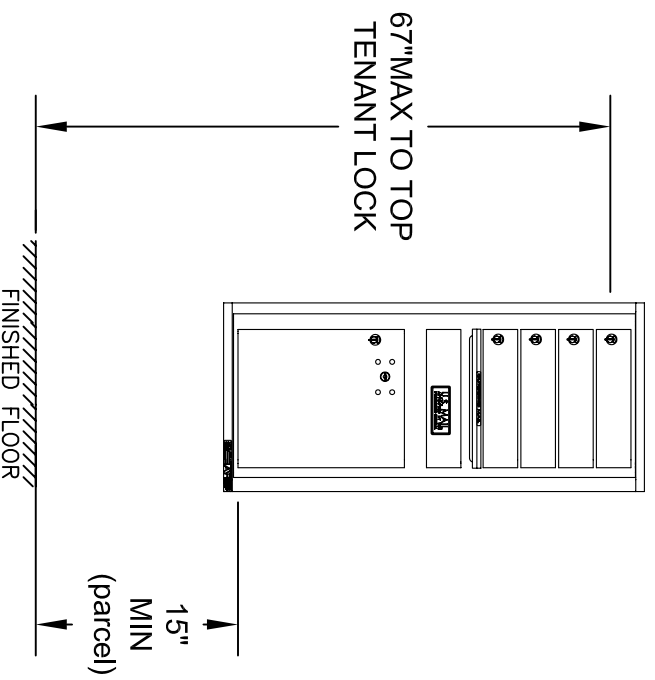


**INSTALLATION  
EXAMPLE**



REAR VIEW

**Rear load door detail:**

1. Hinge rear door panels constructed of heavy-gauge steel power coated postal grey.
2. Latch mechanism secures rear doors - this is the USPS approved standard design.
3. No USPS arrow lock required for rear doors.

**Installation requirements specified in USPS STD-4C include:**

1. At least one customer compartment shall be positioned less than 48" from the finished floor.
2. No parcel locker (interior bottom shelf) shall be positioned less than 15" from finished floor.
3. No patron (tenant) lock shall be positioned more than 67" above finished floor.
4. No customer compartment (interior bottom shelf) shall be positioned less than 28" from finished floor.

PRODUCT SERIES: VERSATILE™ 4C SUITE A

REAR LOAD

<b>AF FLORENCE</b> manufacturing company		5935 Corporate Drive • Manhattan, KS 66503 www.aufh-florence.com • (800) 275-1747		A GIBRALTAR INDUSTRIES COMPANY	
MODEL	4CAT1-4R	SCALE	NONE	DATE	12/4/07
DRAWING NUMBER	4CAT14RCS	DRAWN BY	SAD	SHEET	1 OF 1